


## MGA NHS Mobile App User Guide

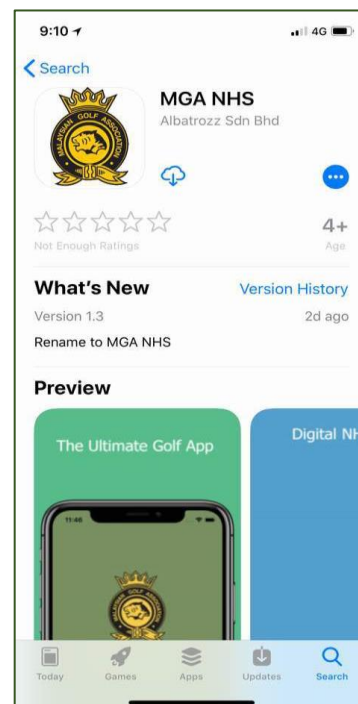
Scan QR Code to download **MGA NHS** Mobile App:



### 1. Downloading and Installation



Download from Google Play




Download from App Store


# MGA NHS – User Guide

Powered by Albatrozz Sdn Bhd

## 1. Registration

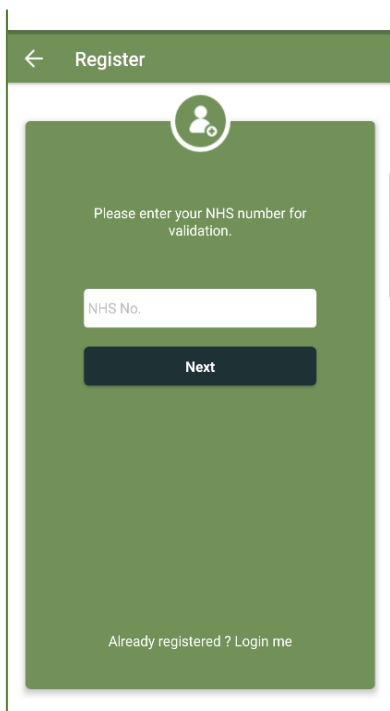


1. Tap at **MGA NHS** icon on your mobile to launch the app

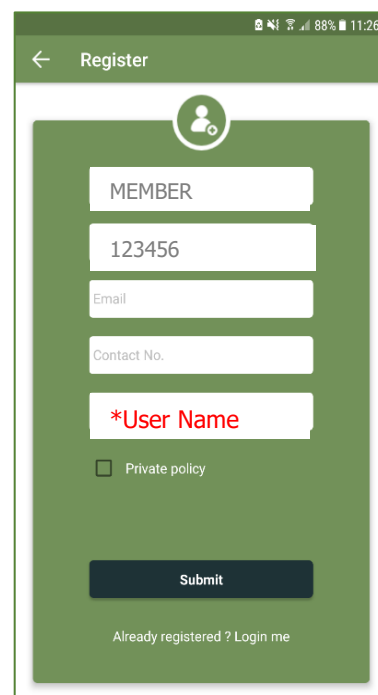


Click here to initiate registration

2. For first time user, click at Register



3. Enter your NHS No., then click **Next**



4. Member name and NHS no. will appear automatically. Enter all the required information and thoroughly read the Privacy policy and tick if agreeable. Then click **Submit**  
**\* User Name: strictly no spacing between user name**

## 2. Registration



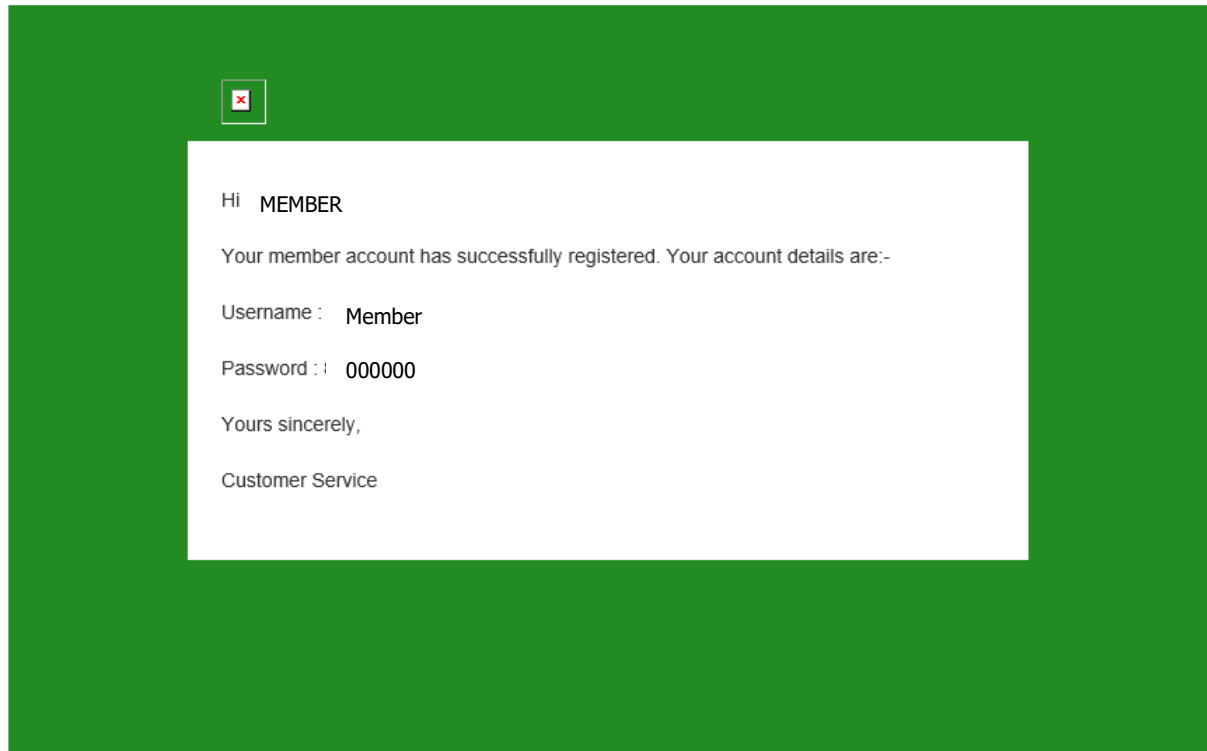
enquiry@albatrozz.com

member@gmail.com

11:27 /

NHS - New Sign Up


Click here to download pictures. To help protect your privacy, Outlook prevented automatic download of some pictures in this message.



A temporary password will be sent to your designated email address from **MGA NHS**

## 3. Signing in for First Time

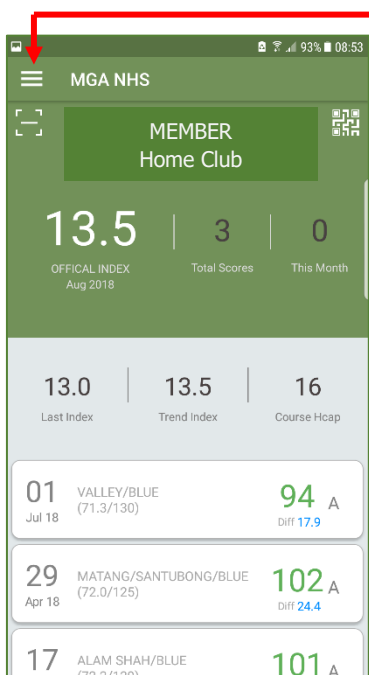
- On your mobile device, launch the application.
- Enter your registered User Name
- Enter the temporary password sent to you by MGA NHS Administrator via e-mail
- Tap Login to proceed



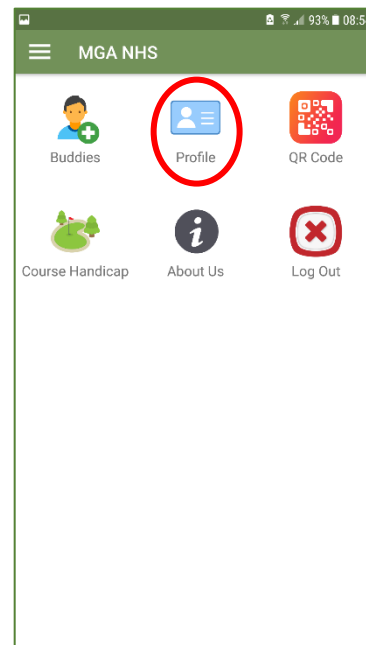
# MGA NHS – User Guide

Powered by Albatrozz Sdn Bhd

## 4. Changing your password on the first sign-in

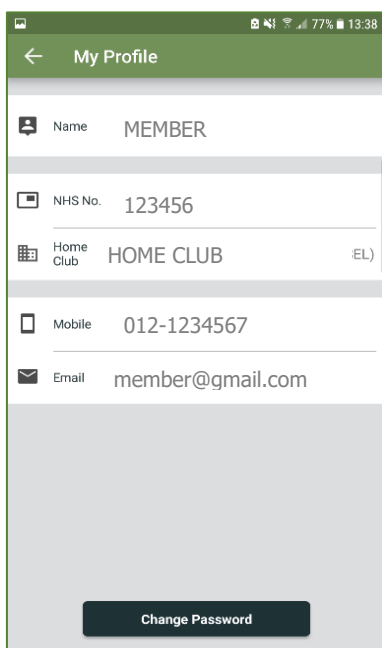


Tap here to access app dashboard

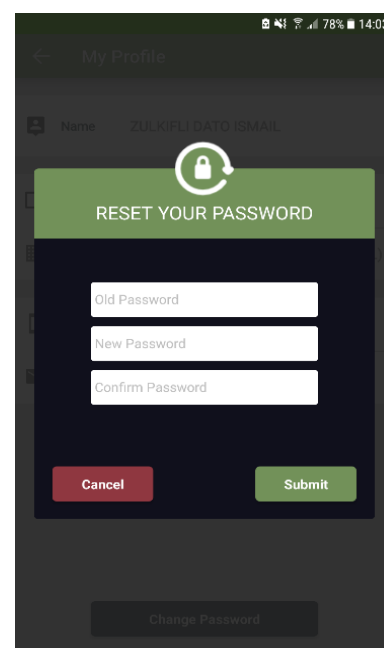


2. Tap at **top left corner** to access app dashboard

1. Tap on Profile to view profile and change password



3. To reset password, tap on **Change Password**



4. Type in old password and new password. Then tap **Submit**

# MGA NHS – User Guide

Powered by Albatrozz Sdn Bhd

## 5. MGA NHS Main Screen Overview

The screenshot shows the MGA NHS main screen with the following callouts:

- a. Tap to access Dashboard (points to the menu icon)
- b. To scan for Course Handicap/Buddy (points to the QR code icon)
- c. Official Index (points to the 13.5 Official Index)
- d. Last Index (points to the 13.0 Last Index)
- e. Date of play (points to the 01 Jul 18 date)
- f. Course rating/Slope rating (points to the 71.3/130 rating)
- g. For buddy to scan and add you as buddy (points to the QR code icon)
- h. Number of score submitted in current month (points to the 3 Total Scores)
- i. Total number of score submitted (points to the 0 This Month)
- j. Course Handicap (points to the 16 Course Hcap)
- k. Trending Index (points to the 13.5 Trend Index)
- l. Gross Score (points to the 94 Gross Score)
- m. Score Type (points to the A Score Type)
- n. Differential (points to the 17.9 Diff)



Scroll down for last 20 scores

- a. Tap to access **MGA NHS** Dashboard (refer to Page 6 – Dashboard features)
- b. Scan to add Buddy or for Course Handicap as show below:



Scan QR Code display at Golf Course counter

Course Handicap Information

- c. Official Index – Current Month Handicap Index
- d. Last Index – Last Month Handicap Index
- e. Date of play at golf course
- f. Course rating/slope rating of golf course

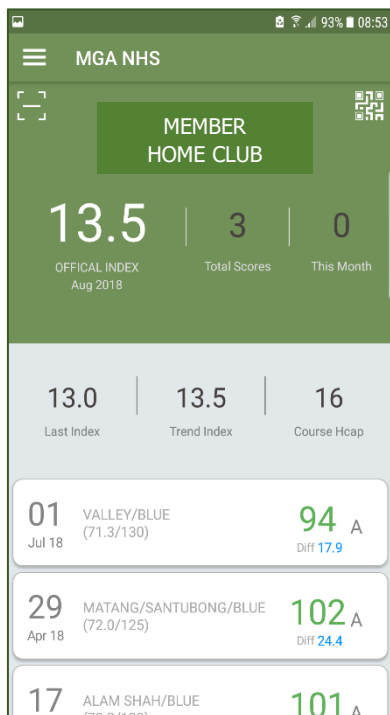
# MGA NHS – User Guide

Powered by Albatrozz Sdn Bhd

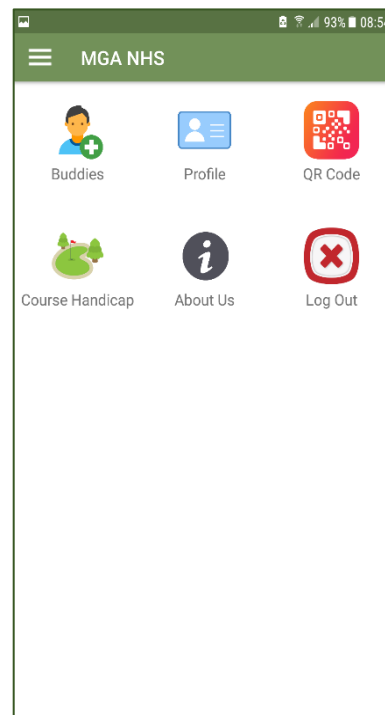
- g. Your buddy to scan QR Code to add you as their buddy
- h. Number of score submitted for current month
- i. Total number of score submitted
- j. Course Handicap – according to Home Club
- k. Trending Index- daily score revision
- l. Gross Score
- m. Score Type – description as explain below:  
A – Away Score    T – Tournament Score    C- Combined Nines    P – Penalty Score  
🌟 Regular Score for Hcp. Calc. or Tournament Score for Hcp. Calc.
- n. Differential

## 6. The **MGA NHS** dashboard consist of:

- Buddies
- Profile
- QR Code
- Course Handicap
- About us



Tap at **top left corner** to access app dashboard

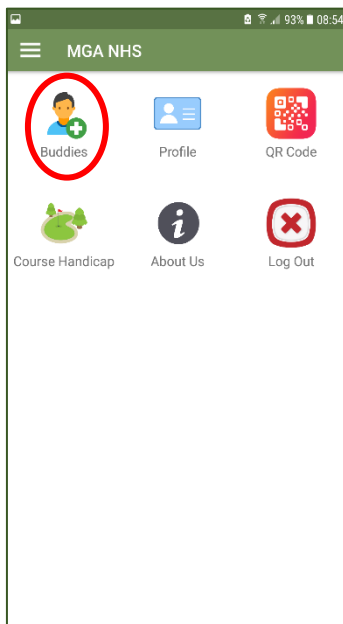


Dashboard of **MGA NHS**

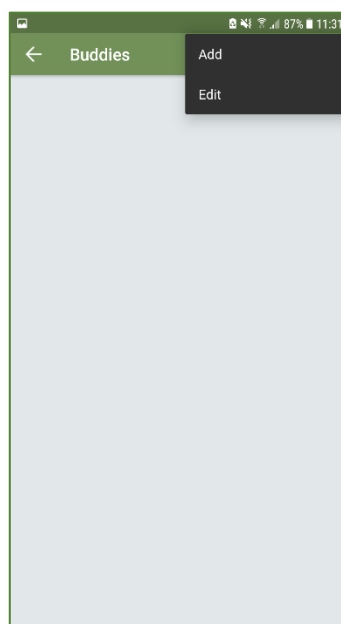
# MGA NHS – User Guide

Powered by Albatrozz Sdn Bhd

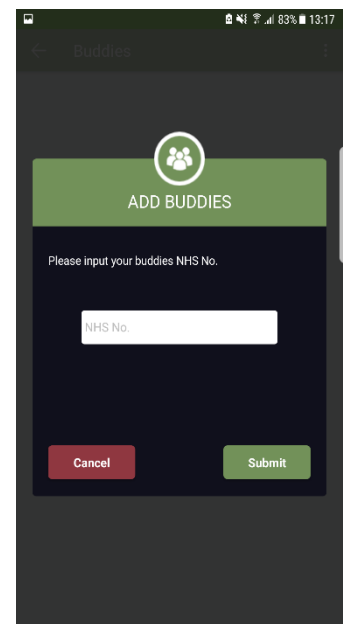
## 6.1 Dashboard – Buddy



Tap on **Buddies** to view, edit and add

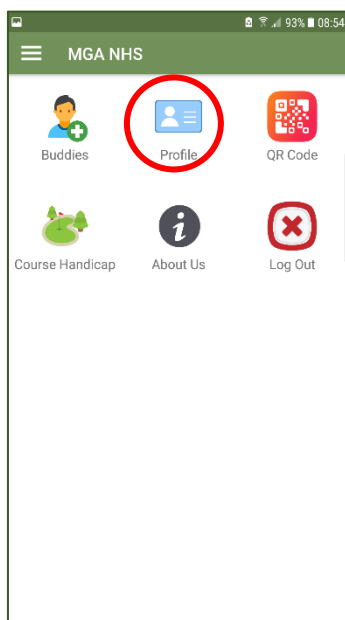


Tap on top right corner to **Add** or **Edit**

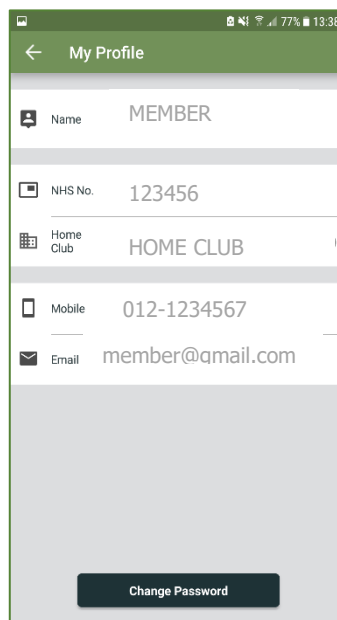


To add buddies, input in your buddy's NHS no. to initiate the process

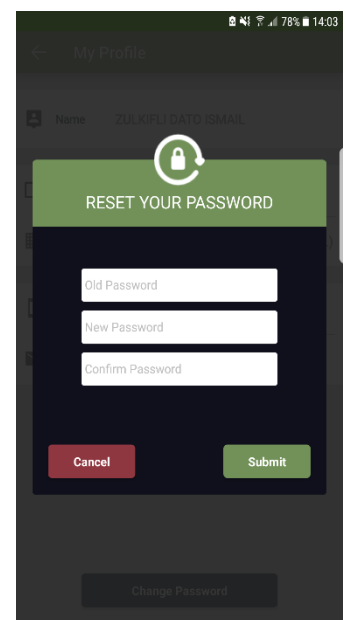
## 6.2 Dashboard – Profile



Tap on **Profile** to view profile and change password

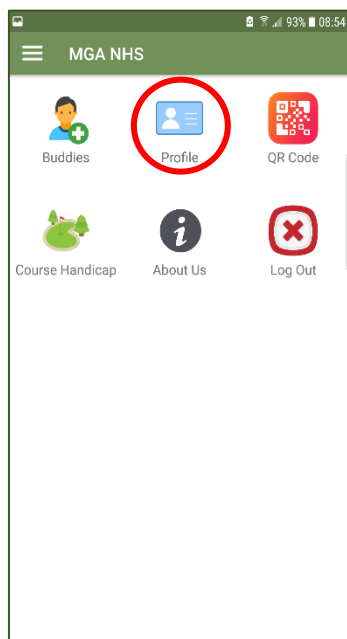


To reset password, tap on **Change Password**

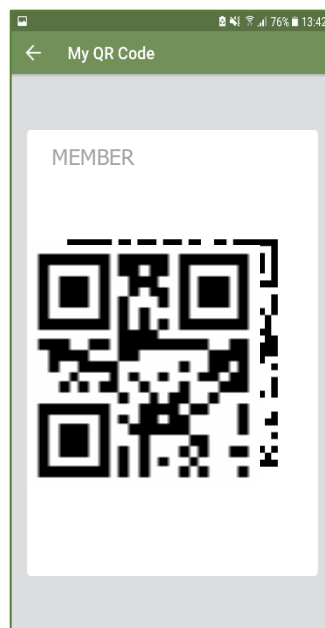


Type in old password and new password. Then tap **Submit**

## 6.3 Dashboard – QR Code

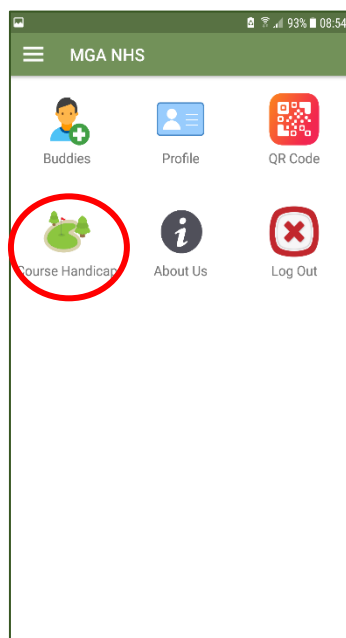


Tap on **QR code** for buddies list

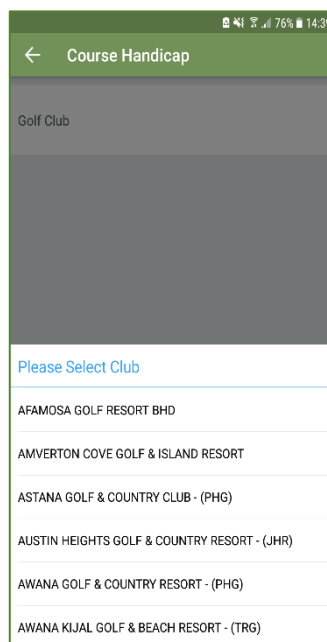


Your buddies are able to scan QR Code to add you as buddies

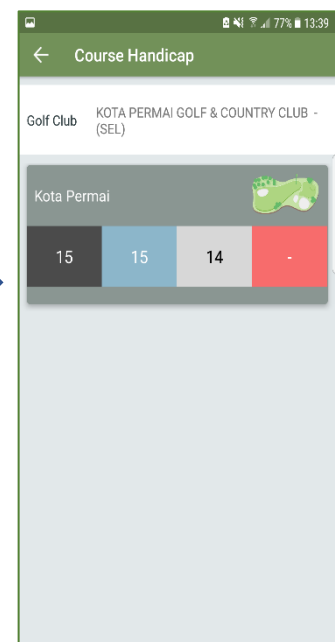
## 6.4 Dashboard – Course Handicap



Tap on **Course Handicap** to view course handicap of different courses



Scroll to choose your desire courses and tap on the course



Course handicap for different color tees will be shown